

INDIVIDUAL

Tailored solution for your patient



INDIVIDUAL – Hinges for customized orthoses

Important notes on selecting and ordering the appropriate hinges and accessory components:

CDS® Hinges and CDS® Nano Hinges have a straight side bar as standard, which is firmly connected to the hinge body. A second side bar (anchor) in the opposite direction needs to be selected and ordered separately.

- Anchors are available in various shapes (straight anchor, T-anchor, V-anchor).
- A complete hinge unit therefore always requires the combination of a CDS® Hinge or CDS® Nano Hinge AND an anchor.
- Exceptions: No separate anchor is required for the following products:
 - CDS® lock INDIVIDUAL sets (the set already includes straight adapter anchors)
 - CDS® Hybrid Hinge / CDS® Nano Hybrid Hinge (anchor is 3D-printed)
 - ROM Nano Adapter Hinge (already has a straight adapter anchor)

Examples:



Mounting options

Hinge

The side bars of the hinges are firmly connected to the hinge body. The hinges can be riveted on or inserted.

CDS® Hinge 360° with CDS® Anchor straight



CDS® Nano Hinge with CDS® Nano Anchor straight



Adapter Hinge

The hinge supports can be unscrewed near the joint for embedding into the resin.

CDS® Adapter Hinge 360° with CDS® Adapter Anchor


The design allows for a close-to-the-body construction.



CDS® Nano Adapter Hinge with CDS® Nano Adapter Anchor



The central modules of the CDS® Adapter Hinge and CDS® Adapter Stabiliser are interchangeable.



The center parts of the CDS® Nano Adapter Hinge, ROM Nano Adapter Hinge and CDS® Adapter Stabiliser is possible.



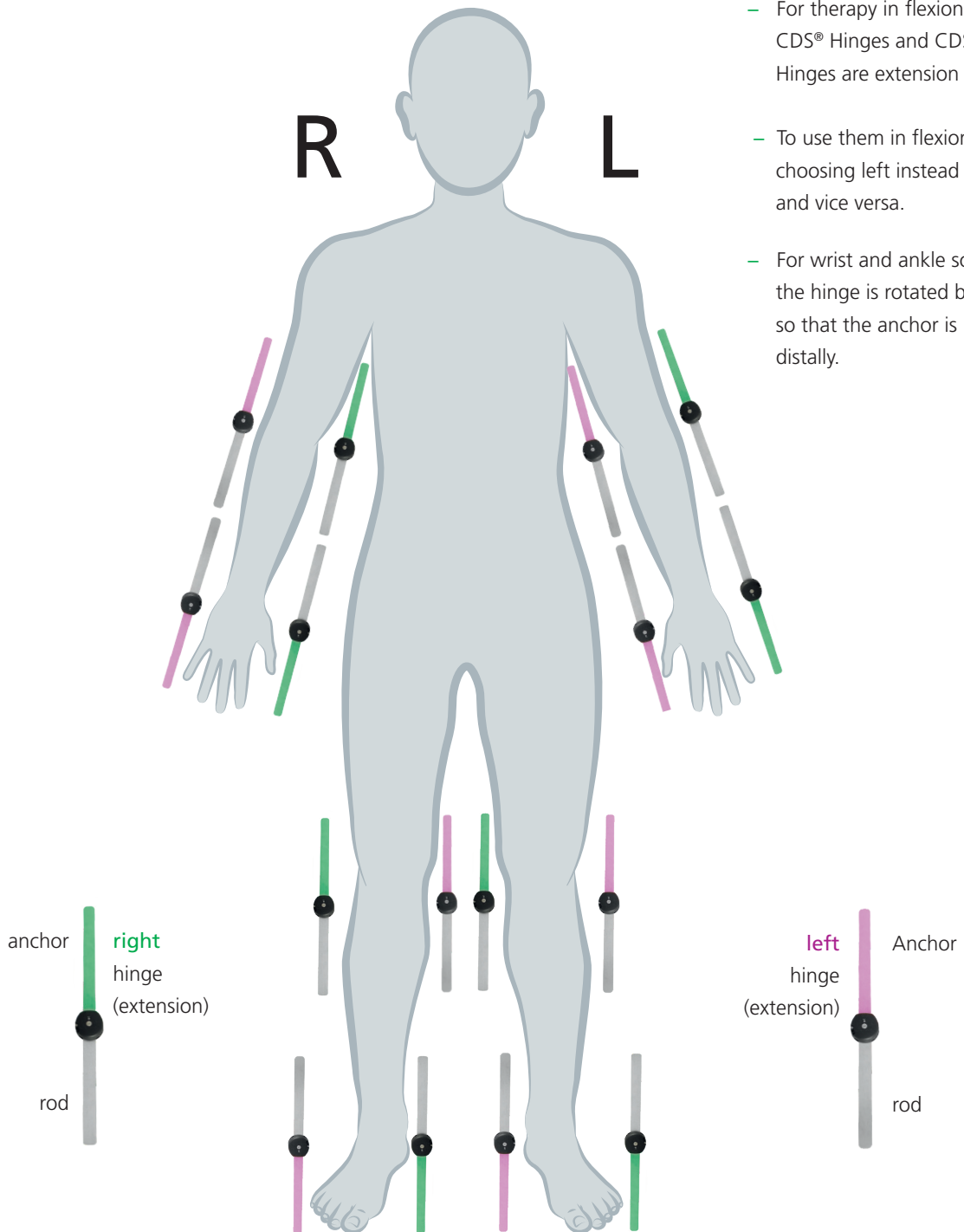
INDIVIDUAL hinge finder for CDS® Hinges and CDS® Nano Hinges

☎ 00800 03032900

Depending on the extremity being covered (knee, ankle, elbow, wrist) and the side of the body (left/right, medial/lateral), information is provided as to whether a left or right CDS® (Nano) Hinge is suitable for the respective order. The **hinge finder** helps with this decision.

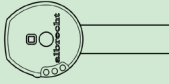
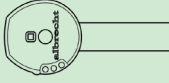

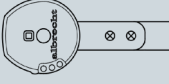
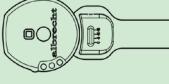
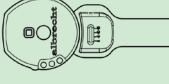
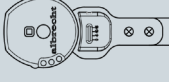
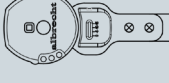


Note

- For therapy in flexion: The CDS® Hinges and CDS® Nano Hinges are extension hinges.
- To use them in flexion requires choosing left instead of right and vice versa.
- For wrist and ankle solutions, the hinge is rotated by 180° so that the anchor is positioned distally.



Hinge Selection

CDS® Hinge

	width	Knee		Ankle	
		left/lat. right/med.	right/lat. left/med.	left/lat. right/med.	right/lat. left/med.
CDS® Hinge 360° SST 	16 mm	812-200-L	812-200-R	812-200-R	812-200-L
	20 mm	812-205-L	812-205-R	812-205-R	812-205-L
	24 mm	812-210-L	812-210-R	812-210-R	812-210-L
CDS® Hinge 360° Alu 	20 mm	812-235-L	812-235-R	812-235-R	812-235-L
	24 mm	812-240-L	812-240-R	812-240-R	812-240-L
CDS® Adapter Hinge 360° SST 	16 mm	812-250-L	812-250-R	812-250-R	812-250-L
	20 mm	812-255-L	812-255-R	812-255-R	812-255-L
	24 mm	812-260-L	812-260-R	812-260-R	812-260-L
CDS® Adapter Hinge 360° Alu 	20 mm	812-285-L	812-285-R	812-285-R	812-285-L
	24 mm	812-290-L	812-290-R	812-290-R	812-290-L
CDS® Hinge 360° plus SST 	16 mm	812-300-L	812-300-R	812-300-R	812-300-L
	20 mm	812-305-L	812-305-R	812-305-R	812-305-L
	24 mm	812-310-L	812-310-R	812-310-R	812-310-L
CDS® Hinge 360° plus Alu 	20 mm	812-335-L	812-335-R	812-335-R	812-335-L
	24 mm	812-340-L	812-340-R	812-340-R	812-340-L
CDS® Adapter Hinge 360° plus SST 	16 mm	812-350-L	812-350-R	812-350-R	812-350-L
	20 mm	812-355-L	812-355-R	812-355-R	812-355-L
	24 mm	812-360-L	812-360-R	812-360-R	812-360-L
CDS® Adapter Hinge 360° plus Alu 	20 mm	812-385-L	812-385-R	812-385-R	812-385-L
	24 mm	812-390-L	812-390-R	812-390-R	812-390-L
CDS® DUO Hinge SST 	20 mm	818-205-L	818-205-R	818-205-R	818-205-L
CDS® DUO Hinge Alu 	20 mm	818-235-L	818-235-R	818-235-R	818-235-L

	width	left	right
CDS® lock INDIVIDUAL Set unilateral SST	16 mm	817-100-L	817-100-R
	20 mm	817-105-L	817-105-R
	24 mm	817-110-L	817-110-R
CDS® lock INDIVIDUAL Set bilateral SST	16 mm	816-100-L	816-100-R
	20 mm	816-105-L	816-105-R
	24 mm	816-110-L	816-110-R

Elbow		Wrist		Anchor		
left/lat. right/med.	right/lat. left/med.	left/lat. right/med.	right/lat. left/med.	Anchor straight	V-long	T-short T-long
812-200-R 812-205-R 812-210-R	812-200-L 812-205-L 812-210-L	812-200-R 812-205-R 812-210-R	812-200-L 812-205-L 812-210-L	813-440-S 813-445-S 813-450-S	813-400-S	813-405-S 813-410-S
812-235-R 812-240-R	812-235-L 812-240-L	812-235-R 812-240-R	812-235-L 812-240-L	813-475-S 813-480-S	813-420-S	813-425-S 813-430-S
812-250-R 812-255-R 812-260-R	812-250-L 812-255-L 812-260-L	812-250-R 812-255-R 812-260-R	812-250-L 812-255-L 812-260-L	813-500-S 813-505-S 813-510-S	813-400-S	813-405-S 813-410-S
812-285-R 812-290-R	812-285-L 812-290-L	812-285-R 812-290-R	812-285-L 812-290-L	813-535-S 813-540-S	813-420-S	813-425-S 813-430-S
812-300-R 812-305-R 812-310-R	812-300-L 812-305-L 812-310-L	812-300-R 812-305-R 812-310-R	812-300-L 812-305-L 812-310-L	813-440-S 813-445-S 813-450-S	813-400-S	813-405-S 813-410-S
812-335-R 812-340-R	812-335-L 812-340-L	812-335-R 812-340-R	812-335-L 812-340-L	813-475-S 813-480-S	813-420-S	813-425-S 813-430-S
812-350-R 812-355-R 812-360-R	812-350-L 812-355-L 812-360-L	812-350-R 812-355-R 812-360-R	812-350-L 812-355-L 812-360-L	813-500-S 813-505-S 813-510-S	813-400-S	813-405-S 813-410-S
812-385-R 812-390-R	812-385-L 812-390-L	812-385-R 812-390-R	812-385-L 812-390-L	813-535-S 813-540-S	813-420-S	813-425-S 813-430-S
818-205-R	818-205-L	818-205-R	818-205-L	813-446-S	813-401-S	813-406-S 813-411-S
818-235-R	818-235-L	818-235-R	818-235-L	813-476-S	813-421-S	813-426-S 813-431-S



Note: The CDS® lock INDIVIDUAL Sets (unilateral and bilateral) are only available in the adapter version and already have a straight adapter anchor with mounted remote control for the hinge lock.

CDS® Nano Hinge

		width	Knee		Ankle	
			left/lat. right/med.	right/lat. left/med.	left/lat. right/med.	right/lat. left/med.
CDS® Nano Hinge SST		16 mm	812-100-L	812-100-R	812-100-R	812-100-L
CDS® Nano Hinge Alu		16 mm	812-130-L	812-130-R	812-130-R	812-130-L
CDS® Nano Adapter Hinge SST		16 mm	812-150-L	812-150-R	812-150-R	812-150-L
CDS® Nano Adapter Hinge Alu		16 mm	812-180-L	812-180-R	812-180-R	812-180-L
CDS® lock Nano Hinge SST		16 mm	812-110-L	812-110-R	812-110-R	812-110-L
CDS® lock Nano Hinge Alu		16 mm	812-140-L	812-140-R	812-140-R	812-140-L
CDS® lock Nano Adapter Hinge SST		16 mm	812-160-L	812-160-R	812-160-R	812-160-L
CDS® lock Nano Adapter Hinge Alu		16 mm	812-190-L	812-190-R	812-190-R	812-190-L
CDS® block Nano Hinge SST		16 mm	819-100-L	819-100-R	819-100-R	819-100-L
CDS® block Nano Hinge Alu		16 mm	819-130-L	819-130-R	819-130-R	819-130-L
CDS® block Nano Adapter Hinge SST		16 mm	819-150-L	819-150-R	819-150-R	819-150-L
CDS® block Nano Adapter Hinge Alu		16 mm	819-180-L	819-180-R	819-180-R	819-180-L

Elbow		Wrist		Anchor			
left/lat. right/med.	right/lat. left/med.	left/lat. right/med.	right/lat. left/med.	Anchor straight	V-short V-long	T-short T-long	Nano Anchor stra- ight 16 mm slot
812-100-R	812-100-L	812-100-R	812-100-L	813-160-S	813-100-S 813-105-S	813-110-S 813-115-S	813-165-S
812-130-R	812-130-L	812-130-R	812-130-L	813-170-S	813-130-S -	813-135-S 813-140-S	813-175-S
812-150-R	812-150-L	812-150-R	812-150-L	813-190-S	813-100-S 813-105-S	813-110-S 813-115-S	813-165-S
812-180-R	812-180-L	812-180-R	812-180-L	813-195-S	813-130-S -	813-135-S 813-140-S	813-175-S
812-110-R	812-110-L	812-110-R	812-110-L	813-160-S	813-100-S 813-105-S	813-110-S 813-115-S	813-165-S
812-140-R	812-140-L	812-140-R	812-140-L	813-170-S	813-130-S -	813-135-S 813-140-S	813-175-S
812-160-R	812-160-L	812-160-R	812-160-L	813-190-S	813-100-S 813-105-S	813-110-S 813-115-S	813-165-S
812-190-R	812-190-L	812-190-R	812-190-L	813-195-S	813-130-S -	813-135-S 813-140-S	813-175-S
819-100-R	819-100-L	819-100-R	819-100-L	813-160-S	813-100-S 813-105-S	813-110-S 813-115-S	813-165-S
819-130-R	819-130-L	819-130-R	819-130-L	813-170-S	813-130-S -	813-135-S 813-140-S	813-175-S
819-150-R	819-150-L	819-150-R	819-150-L	813-190-S	813-100-S 813-105-S	813-110-S 813-115-S	813-165-S
819-180-R	819-180-L	819-180-R	819-180-L	813-195-S	813-130-S -	813-135-S 813-140-S	813-175-S

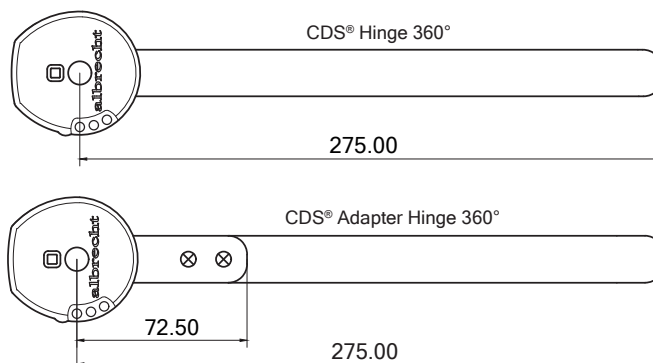

CDS® Hinge 360°

Features

- Spring force individually and continuously adjustable
- Max. torque: 5.2 Nm
- Tool-free activation/deactivation of the correction force without altering the set spring force
- Range of motion can be limited
- Immobilization possible

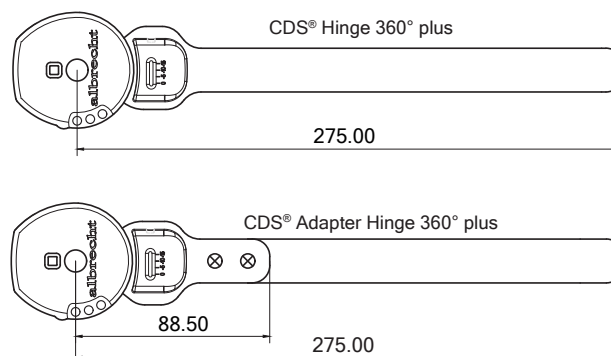
Hinge 360°

- the redression range may be adjusted in 15° increments
- 90° redression range can be positioned freely
- for therapy in extension and flexion
- for treatment of severe extension and flexion deficits



CDS® Hinge 360° plus

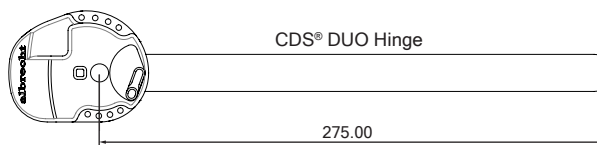
The PLUS hinges include a fine adjustment option. Fine adjustment allows for the infinitely variable adjustment of the redression range. The redression range may also be extended to -15° for hyperextension.



CDS® DUO Hinge


Features

- Correction in extension and flexion within a single joint
- Spring force individually and continuously adjustable
- Max. torque: 5.2 Nm
- Range of motion can be limited
- Locking function allows easy donning and doffing of the orthosis by locking the joint in any position. Immobilization is possible
- Therapy range of 160° and switching point position can be adjusted in 10° increments using the 360° feature.



Features

- Dynamic CDS® lock INDIVIDUAL Hinge Set with self-locking mechanism for standing therapy
- Available in unilateral and bilateral set
- Hinge features like CDS® Hinge 360° (max. torque 5.2 Nm)
- Mechanical remote control of the lock via Bowden cables and star grip
- Individual positioning of the star grip
- Quick activation / deactivation of the lock without effort
- Simple and tool-free handling
- One-handed control of the lock
- Adjustable angle position of the lock
- Load-bearing construction
- "Freewheel" mode enables walking shorter transfer distances and use in walking therapy
- Alignment Set and installation aids:
Separately available positioning aids and a pouring dummy, in combination with the existing CDS® Alignment Set, enable precise installation and synchronized movement of the hinges.



bilateral set

unilateral set

CDS® Hybrid Hinge

Features

- Optimized for orthoses from additive manufacturing
- Individually adjustable spring tension, max. torque 5.2 Nm
- spring tension can be switched on and off without tools and without varying the tension setting
- Limitation of the range of motion possible (extension stop)
- Adjustment of the redression range in 5° steps
- Position of the redression range of 90° selectable via adjustable joint adapter
- Hexagon for optimum force transmission between hinge and printed holder
- On request, the hinge can be provided as an STL file for construction purposes

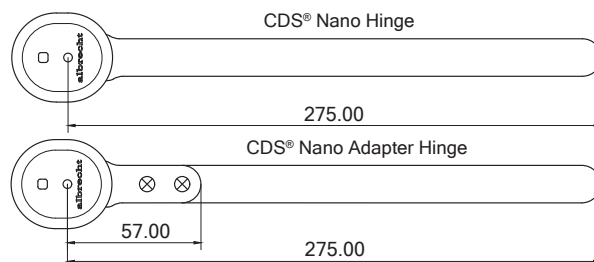


CDS® Hybrid Hinge	Art.No. left	Art.-No. right
CDS® Hybrid Hinge 20mm Alu	811-910-S	811-911-S
CDS® Hybrid Hinge 20mm Alu 15° curved	811-915-S	811-916-S

CDS® Nano Hinge

Features

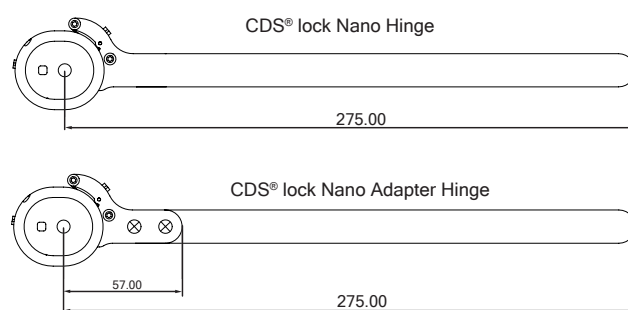
- Spring force is individually adjustable
- Max. torque: 2.2 Nm
- spring tension can be switched on and off without tools and without varying the tension setting
- Adjustment of the correction range in 10° increments



CDS® lock Nano Hinge

Features

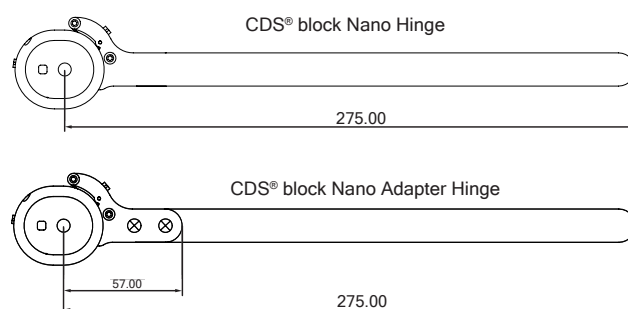
- Dynamic CDS® lock Nano Hinge with self-locking mechanism
- Individually adjustable spring tension
- Max. Torque: 2.2 Nm
- spring tension can be switched on and off without tools and without varying the tension setting
- Adjustment of the redression range in 10° steps
- Position of the redression range of 90° selectable via adjustable hinge bar
- Load-bearing construction
- Quick activation/deactivation of the lock without effort directly on the hinge
- Adjustable angle position of the lock
- Adjustable "freewheel" mode



CDS® block Nano Hinge


Features

- Dynamic CDS® block Nano Hinge with self-locking mechanism
- Individually adjustable spring tension
- Max. Torque: 2.2 Nm
- spring tension can be switched on and off without tools and without varying the tension setting
- Adjustment of the redression range in 10° steps
- Position of the redression range of 90° selectable via adjustable hinge bar
- Load-bearing construction
- Quick activation/deactivation of the lock without effort directly on the hinge
- Adjustable "freewheel" mode
- Immobilisation possible



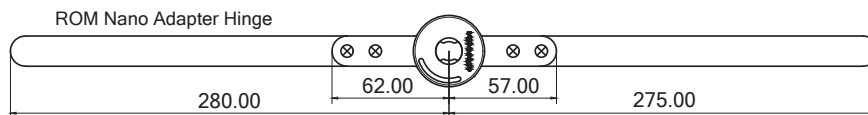
Features

- Optimized for orthoses produced by additive manufacturing
- Individually adjustable spring tension, max. torque 2.2 Nm
- spring tension can be switched on and off without tools and without varying the tension setting
- Limitation of the range of motion possible (extension stop)
- Adjustment of the redression range in 10° steps
- Position of the redression range of 90° selectable via adjustable joint adapter
- Hexagon for optimum force transmission between hinge and printed holder
- On request, the hinge can be provided as an STL file for Construction



CDS® Nano Hybrid Hinge	Art.-No. left	Art.-No. right
CDS® Nano Hybrid Hinge 16 mm Alu	811-900-S	811-901-S
CDS® Nano Hybrid Hinge 16 mm Alu 15° curved	811-905-S	811-906-S

ROM Nano Adapter Hinge

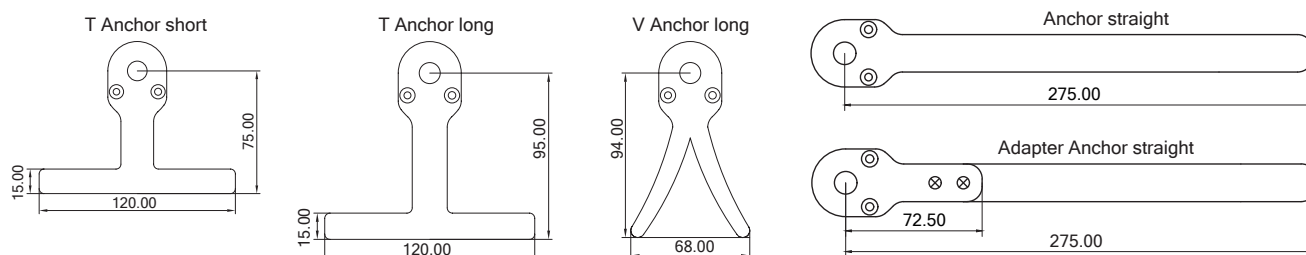


Features

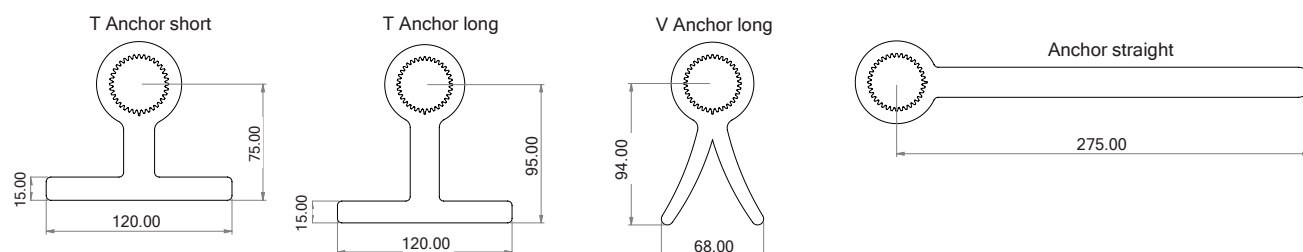
- limits may be adjusted without tools
- extension limti may be adjusted between -10° and 100° in 10° increments
- flexion limits may be adjusted between 0° and 130° in 10° increments
- immobilisation is possible between -10° and 100° in 10° increments

ROM Nano Adapter Hinge	Art.No. left	Art.-No. right
ROM Nano Adapter Hinge SST	811-110-S	811-111-S
ROM Nano Adapter Hinge Alu	811-100-S	811-101-S

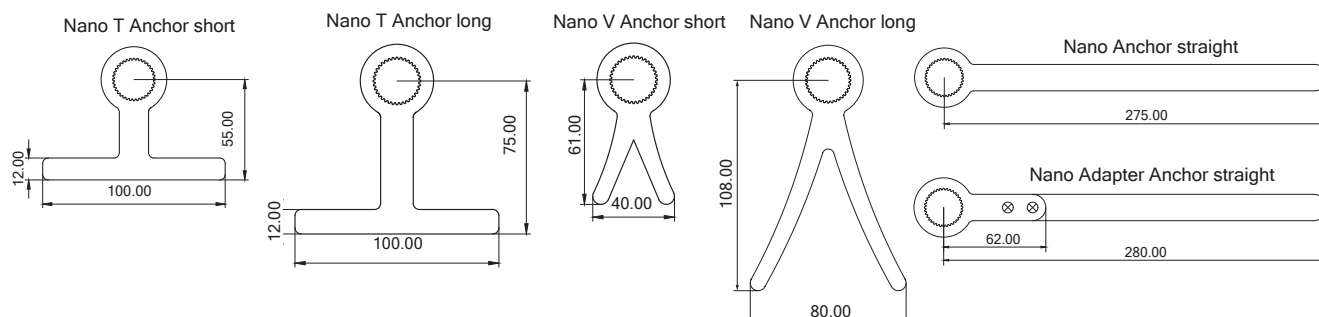
Anchor for CDS® Hinge



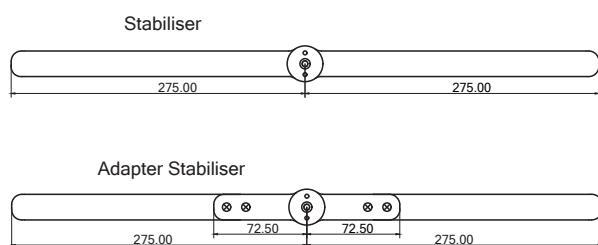
Toothed anchor for CDS® Hinge



Anchor for CDS® Nano Hinge

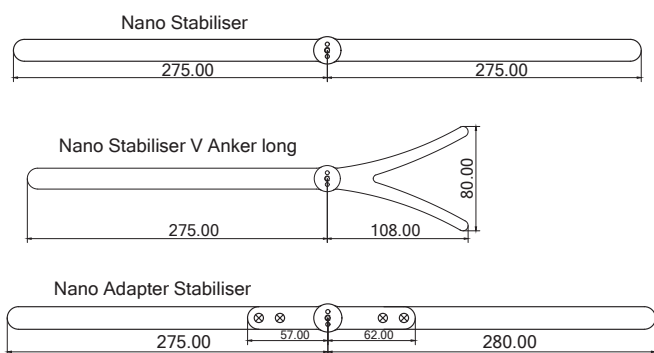


CDS® Stabiliser



Stabilisers can be configured to match the joint you have selected. You can also choose between standard stabilisers and adapter stabilisers, aluminum or steel, and various widths and strengths.

Stabiliser	Art.-No.
CDS® Stabiliser 16 mm SST	830-180-S
CDS® Stabiliser 20 mm SST	830-160-S
CDS® Stabiliser 24 mm SST	830-110-S
CDS® Stabiliser 20 mm Alu	830-150-S
CDS® Stabiliser 24 mm Alu	830-100-S
CDS® Adapter Stabiliser 16 mm SST	830-280-S
CDS® Adapter Stabiliser 20 mm SST	830-260-S
CDS® Adapter Stabiliser 24 mm SST	830-210-S
CDS® Adapter Stabiliser 20 mm Alu	830-250-S
CDS® Adapter Stabiliser 24 mm Alu	830-200-S

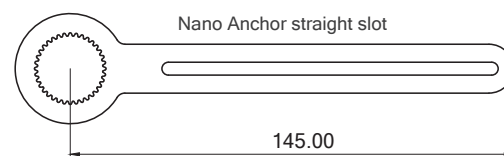


Stabiliser	Art.-No.
CDS® Nano Stabiliser SST	830-195-S
CDS® Nano Stabiliser Alu	830-190-S
CDS® Nano Stabiliser V Anchor long SST	830-196-S
CDS® Nano Adapter Stabiliser SST	830-295-S
CDS® Nano Adapter Stabiliser Alu	830-290-S

Nano Stabilisers can be configured to match the joint you have selected. You can also choose between nano stabilisers and nano adapter stabilisers, aluminum or steel, and various widths and strenghts.

CDS® Nano Anchor straight slot

CDS® Nano Anchor straight slot	Art.-No.
CDS® Nano Anchor straight 16 mm slot SST	813-165-S
CDS® Nano Anchor straight 16 mm slot Alu	813-175-S



Hand Piece Nano

Hand piece	Art.No. left	Art.-No. right
Hand piece L plus width 10 cm	827LN-PL	827LN-PR
Hand piece L width 10 cm	827LN-L	827LN-R
Hand piece M width 8 cm	827MN-L	827MN-R
Hand piece S width 6 cm	827SN-L	827SN-R



Coniungi

Connecting element for quick, tool-free connection or separation of two components

Separating Coniungi:

Press the locking bolt on the Coniungi and pull the elements apart at the same time.



Connecting Coniungi:

Push the two elements together until the Coniungi locks audibly.



Coniungi connecting element with connection support

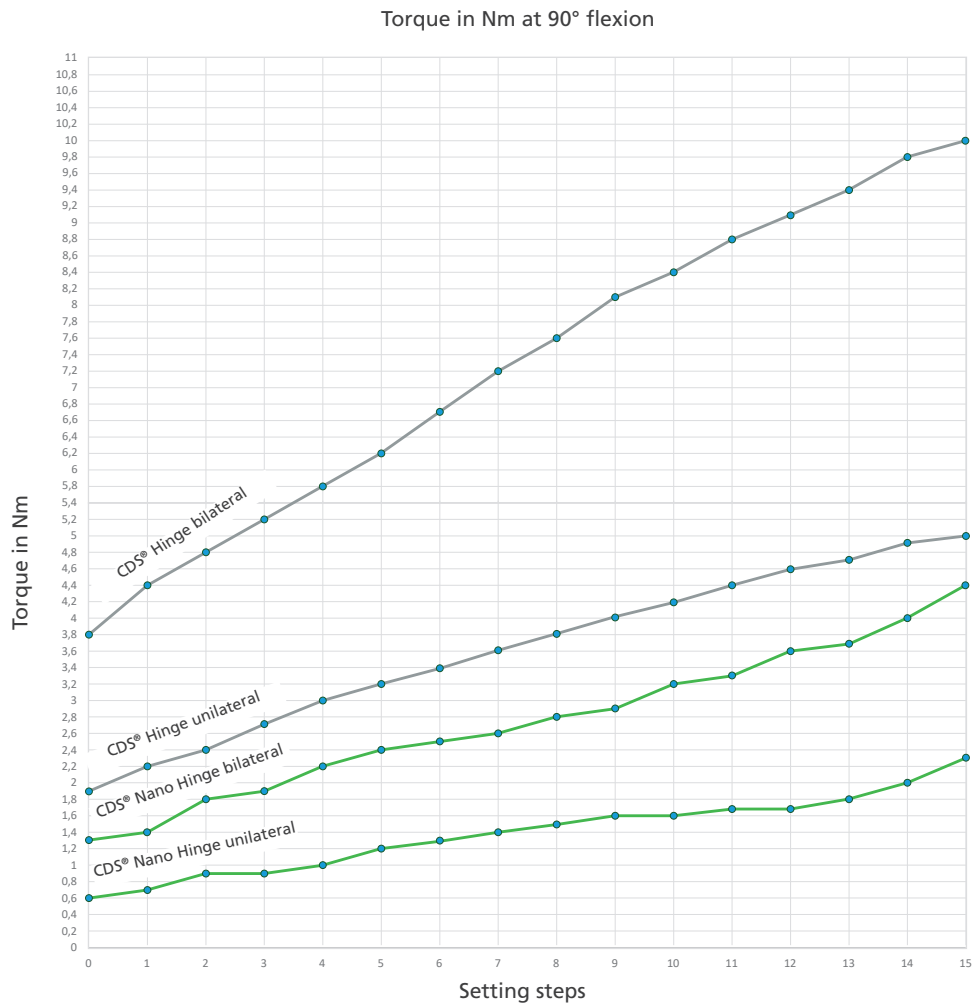
The Coniungi, which is already mounted and assembled with screws on a connection support, makes it easier to work with the connecting element.

connecting unit Coniungi	Art.-No.
connecting unit Coniungi 16 mm	814-100-S
connecting unit Coniungi 24 mm	814-120-S



connecting unit Coniungi with rod	Art.-No.
connecting unit Coniungi with rod 16 mm	814-300-S
connecting unit Coniungi with rod 24 mm	814-320-S

Technical data for CDS® Hinges and CDS® Nano Hinges



Materials and widths

	CDS® (3 mm thickness)		
aluminium	20 mm	24 mm	
steel (SST)	16 mm	20 mm	24 mm

	CDS® Nano (2 mm thickness)	
aluminium	16 mm	
steel (SST)	16 mm	

CDS® Alignment Set

Using the Alignment Set when manufacturing custom-made orthoses ensures the correct position and parallelism of the hinges.

Article designation	Art.-No.
CDS® Alignment Set	860-100-S
Alignment Set Replacement Kit	860-180-S
Article designation	Art.-No.
Adjustable face spanner	280-044-S
Article designation	Art.-No.
Spiral drill HSS/E DIN3 38 type N 3,2	280-076-S
Spiral drill HSS/E DIN3 38 type N 4,2	280-077-S



CDS® Alignment Set

Additional accessory to the CDS® Alignment Set

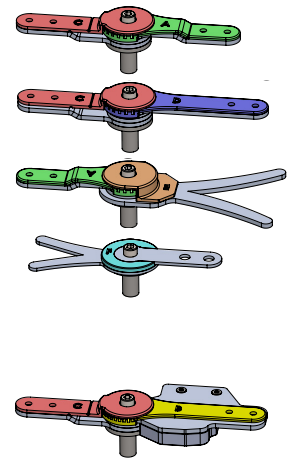
☎ 00800 03032900

Positioning sets:

These sets can be used in addition to the CDS® Alignment Set. The plastic components enable the angular alignment of the hinge side bars to each other. Particularly with bilateral hinge configurations, the positioning aids ensure identical stop or locking positions as well as the subsequent synchronized movement of the hinges. The positioning sets are designed for single use. One positioning set is required per installed hinge.

Name	Art.-No.
Positioning set CDS® Adapter Hinge 360°	860-420-S
Positioning set CDS® Adapter Hinge 360° plus	860-440-S
Positioning set CDS® Adapter Hinge 360° with V/T Anchor	860-460-S
Positioning set CDS® Nano Adapter Hinge	860-400-S
Positioning set CDS® lock INDIVIDUAL Set unilat. 16mm left	860-500-L
Positioning set CDS® lock INDIVIDUAL Set unilat. 16mm right	860-500-R
Positioning set CDS® lock INDIVIDUAL Set unilat. 20mm left	860-505-L
Positioning set CDS® lock INDIVIDUAL Set unilat. 20mm right	860-505-R
Positioning set CDS® lock INDIVIDUAL Set unilat. 24mm left	860-510-L
Positioning set CDS® lock INDIVIDUAL Set unilat. 24mm right	860-510-R


Positioning sets for hinge alignment



Spacer blocks:

Spacer blocks can be used to reduce the amount of adjusting and resin build-up. Spacer blocks are available for side bar widths of 16mm, 20mm and 24mm. The sets contain 4 blocks (5mm thick) that can be placed on top of each other. The blocks are laminated into the orthosis.

Name	Art.-No.
Set Spacer blocks 16mm	860-600-S
Set Spacer blocks 20mm	860-605-S
Set Spacer blocks 24mm	860-610-S



Assembled CDS® Alignment Aet for the CDS® lock INDIVIDUAL Set with matching Positioning set and spacer components

Spacer rings:

Spacer rings can be used to fill gaps between the cast and the alignment set and to precisely define the contact. The set includes rings with thicknesses of 5mm, 3mm and 2mm, which can be combined as required. The spacer rings are designed for multiple use.

Name	Art.-No.
Set Spacer rings	860-680-S